



Mauritania: Slavery and Racism

June, 2016

Representation of Haratin in Mauritania

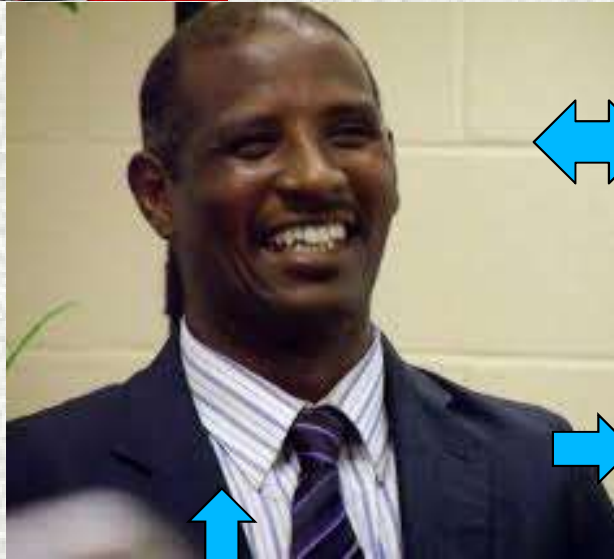
Statistic numbers collected by IRA Mauritanie



Prepared by:
Abidine MERZOUGH
IRA Section Europe



INTERNATIONAL RECOGNITIONS



OUR 3M

ONE MISSION : => MAURITANIA FREE

ONE MOUVEMENT :=> IRA UNIFIED

ONE METHOD : =>NON VIOLENT &CLAIR

- December 2011 : Human Rights Award of the City Weimar, Germany
- Décembre 2013 : Human Rights Award, Front Line Defenders, Dublin, Ireland
- July 2014: Award « Echoes of Africa», Philadelphia, USA
- December 2014 : United Nations Award, Washington, USA
- December 2015 : Award «Human Rights Tulip», The Hague, Netherland
- June 2016: James Lawson Award Non Violence, Boston USA

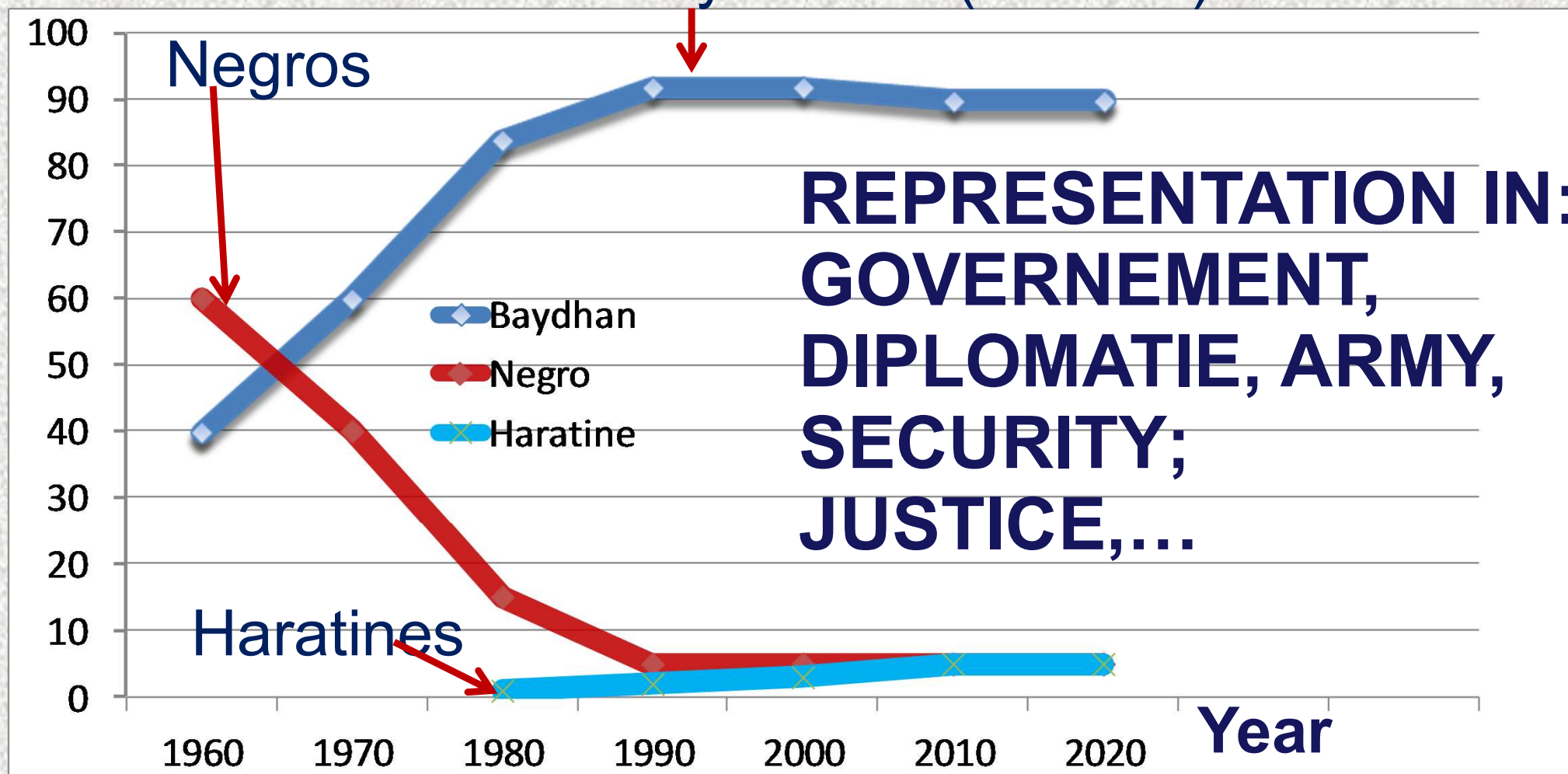


Statistic: Racism & Exclusion of the Black population since independance



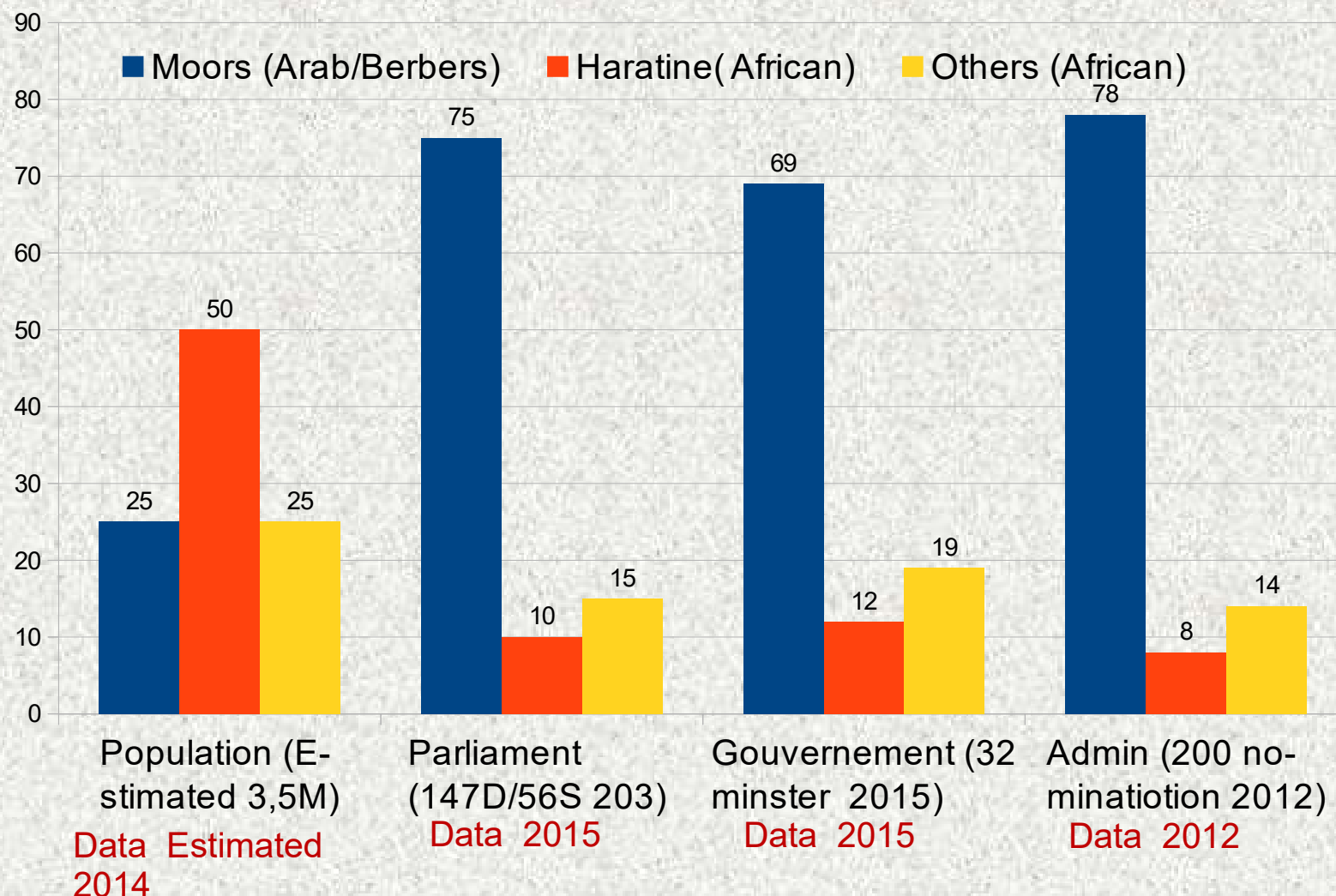
[% Rate]

Baydhanes (Moores)





The Invisible Majority : The black ethnics in Mauritania



Control of Power: representation in Key positions in Mauritania



Repartition of Key Jobs (January 2016) in Mauritania

2

ID	Key Position (Heads /Leaders)	Number	Haratine represented	
1	Ministers & States Secretary	33	2	6,1%
2	General Secretary of ministry	33	1	3,0%
3	Gouverneurs of Region	15	1	6,7%
4	Prefet d'arrondissement	56	1	1,8%
5	Chef of Administration /Main Localty	30	1	3,3%
6	Ambassadors, Diplomatic Representation	45	1	2,2%
7	National Deputy (Parliament)	147	11	7,5%
8	Senator (Low Chamber)	56	2	3,6%
9	Force Army: Grade General	15	1	6,7%
10	Force Army: Grade Colonel/ LT Colonel	400	20	5,0%
Total		830	41	4,9%

1

ESTIMATION OF THE POPULATION

Ethnic Group	Number	Rates [%]
Baydhanes	875000	25%
Haratines	1750000	50%
Negros Africains	875000	25%
Total	3500000	100%

Example: Region of Nouaghibou with > 90% Black population

3

Regional Répartition in the Secondary Education System

Position of Teatcher in Secondary education system	Number	Haratine represented	
Chef of regionaly departement	3	0	0,0%
Chef of service	4	0	0,0%
General Director (Collège & Lycée)	10	1	10,0%
Director of study (Collège & Lycée)	20	2	10,0%
Inspector/Controler of Education (Collège & Lycée)	40	5	12,5%
Teatcher in Secondary Education (Collège & Lycée)	186	17	9,1%
	263	25	9,5%



Several Laws to end Slavery in Mauritania, but without success



- 1848 Colonial decret (=> France)
- 1961 The national constitution (=> Universal Declaration)
- 1969 Circulaire N° 08 (fighting the practice of the slavery)
- 1981 Ordonnance no 081-234 (abolishing the slavery)
- 2003 Law no 025/2003 (Human Trafficking & Sexual abuse)
- 2007 Law n° 2007 – 048 (Slavery Prohibition)
- 2012 Law: Slavery become crime against humanity
- 2015 Law 2007-48 revised
- 2015 Special courts (3x) to follow Slavery cases